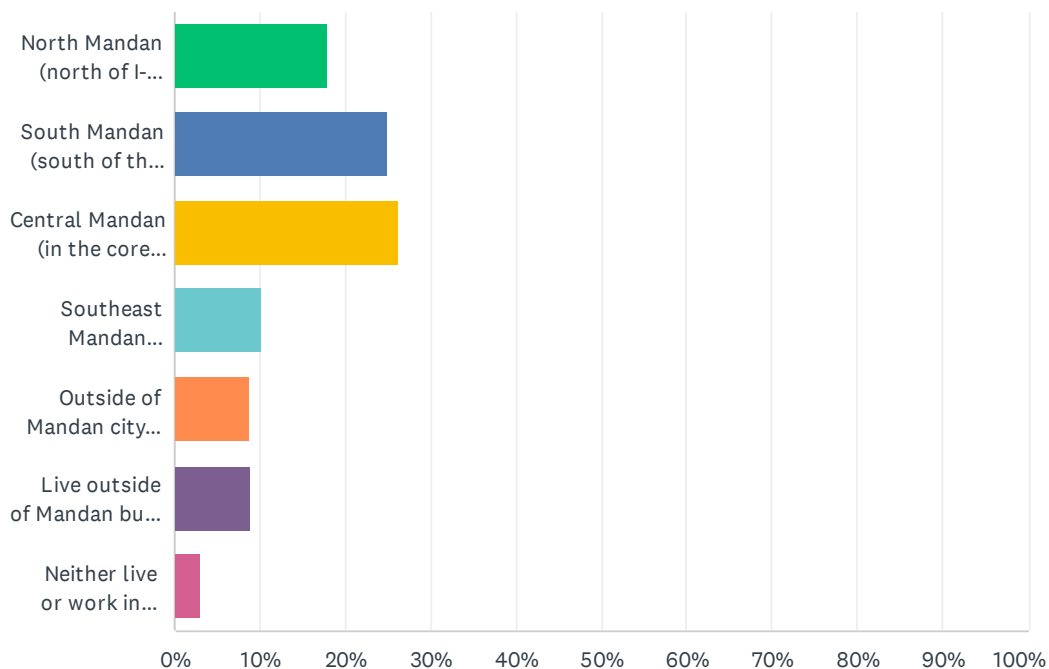


Q1 Where do you live?

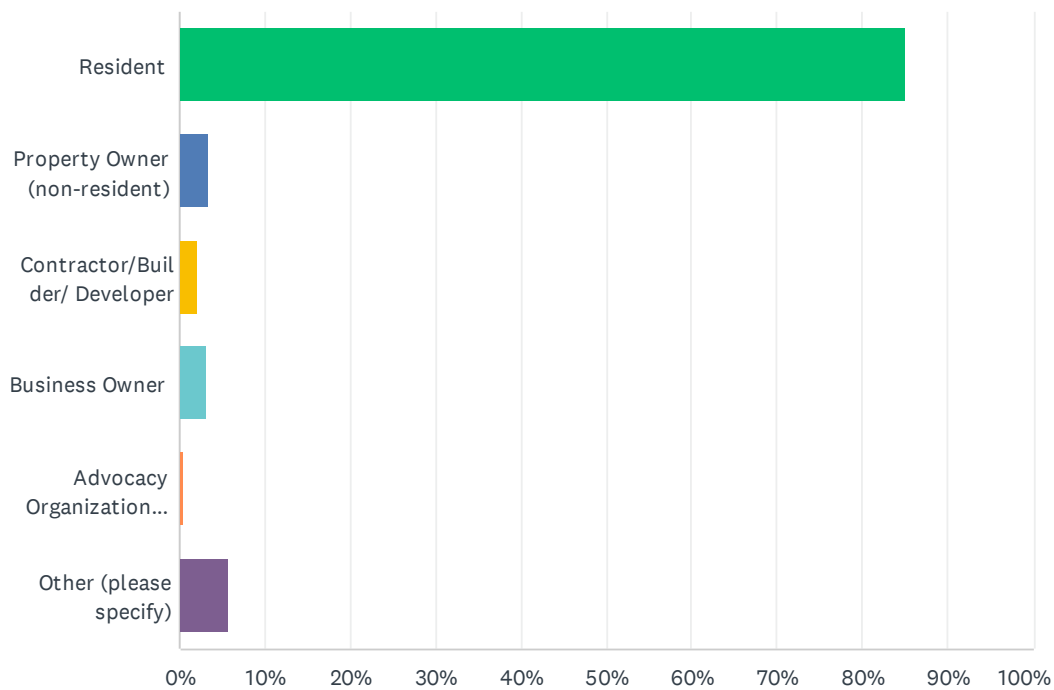
Answered: 585 Skipped: 0



ANSWER CHOICES	RESPONSES	
North Mandan (north of I-94) within the city limits	17.95%	105
South Mandan (south of the railroad) within the city limits	24.96%	146
Central Mandan (in the core of the community)	26.32%	154
Southeast Mandan (Lakewood area)	10.26%	60
Outside of Mandan city limits, within the City's Extra Territorial Area	8.72%	51
Live outside of Mandan but work or regularly conduct business within Mandan	8.89%	52
Neither live or work in Mandan but do visit, shop or travel in the community	2.91%	17
TOTAL		585

Q2 Which of the following best describes your role in the community?

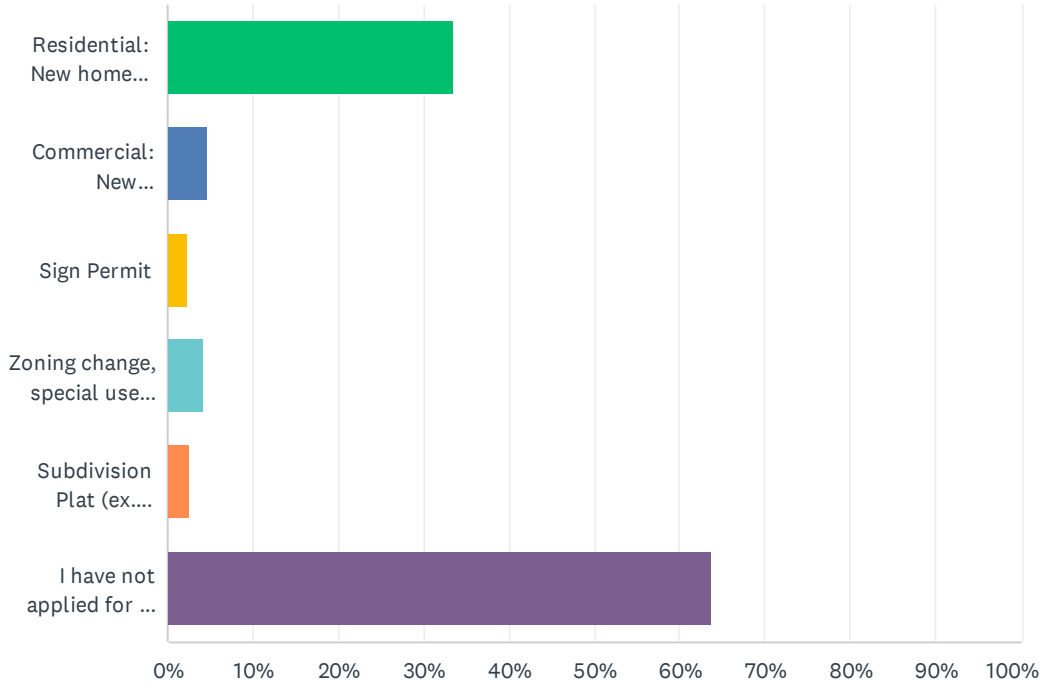
Answered: 582 Skipped: 3



ANSWER CHOICES	RESPONSES	
Resident	85.05%	495
Property Owner (non-resident)	3.44%	20
Contractor/Builder/ Developer	2.23%	13
Business Owner	3.09%	18
Advocacy Organization Representative	0.52%	3
Other (please specify)	5.67%	33
TOTAL		582

Q3 Have you applied for any of the following permits with the City of Mandan? (Check all that apply)

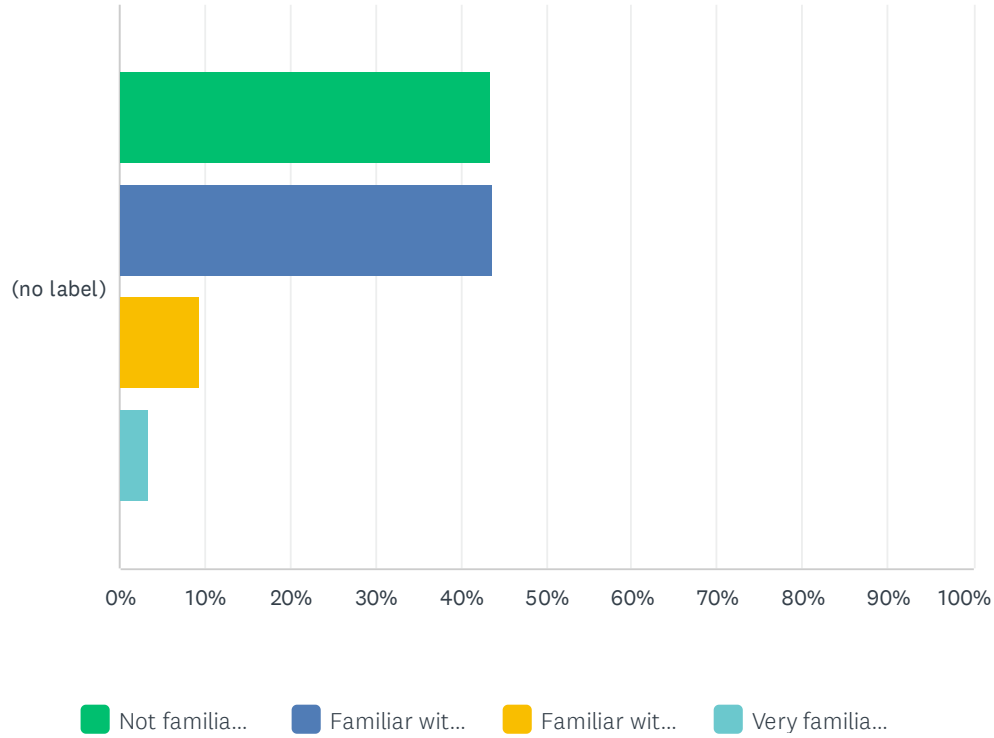
Answered: 579 Skipped: 6



ANSWER CHOICES	RESPONSES	
Residential: New home construction, remodel, addition, accessory structure, driveway	33.51%	194
Commercial: New construction, remodel, or addition	4.66%	27
Sign Permit	2.25%	13
Zoning change, special use permit, or variance	4.32%	25
Subdivision Plat (ex. Creating or modifying lots, parcels or properties)	2.59%	15
I have not applied for any permits	63.73%	369
Total Respondents: 579		

Q4 How familiar are you with the city’s zoning ordinance and development requirements?

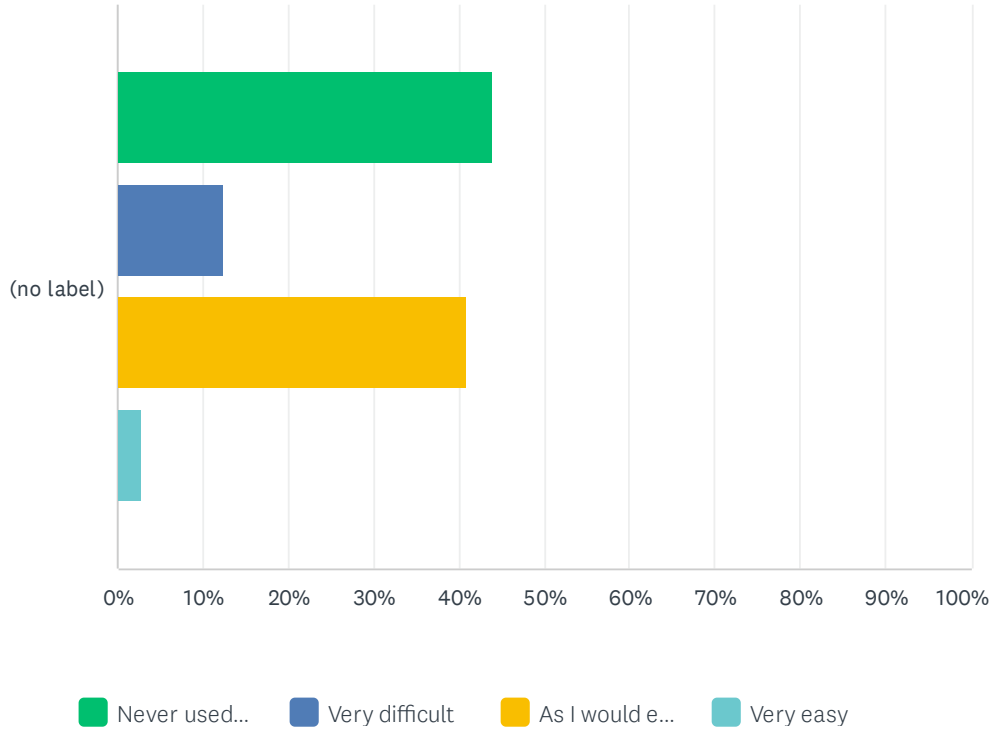
Answered: 585 Skipped: 0



	NOT FAMILIAR AT ALL	FAMILIAR WITH A FEW REQUIREMENTS	FAMILIAR WITH SEVERAL REQUIREMENTS	VERY FAMILIAR WITH THE ORDINANCE	TOTAL	WEIGHTED AVERAGE
(no label)	43.42% 254	43.76% 256	9.40% 55	3.42% 20	585	1.73

Q5 How easy or difficult is it to find the information you need about the zoning ordinance and development requirements on the city’s website or other sources?

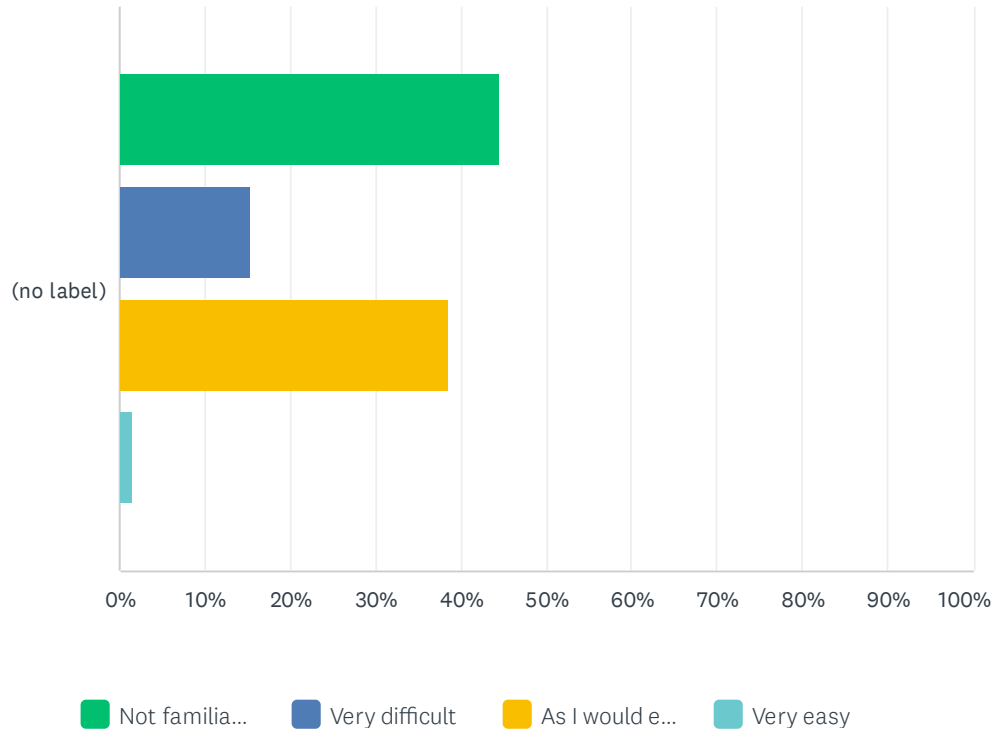
Answered: 461 Skipped: 124



	NEVER USED THE WEBSITE	VERY DIFFICULT	AS I WOULD EXPECT	VERY EASY	TOTAL	WEIGHTED AVERAGE
(no label)	43.82% 202	12.36% 57	41.00% 189	2.82% 13	461	2.03

Q6 How easy or difficult is it to understand the current zoning ordinance and development requirements

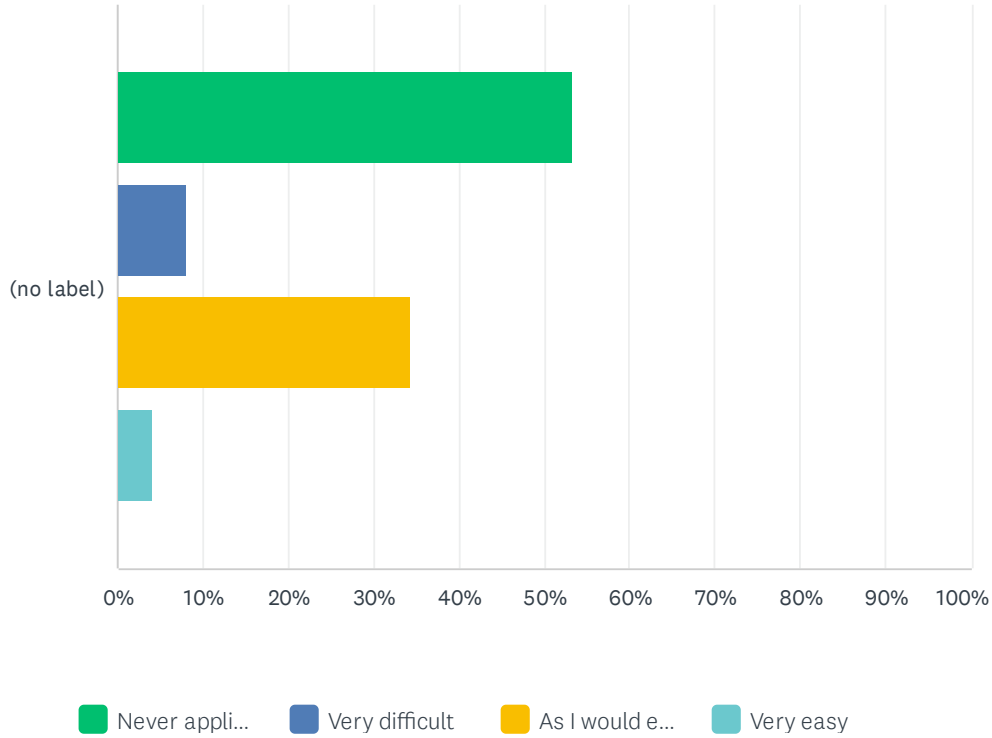
Answered: 461 Skipped: 124



	NOT FAMILIAR WITH THE ORDINANCE	VERY DIFFICULT	AS I WOULD EXPECT	VERY EASY	TOTAL	WEIGHTED AVERAGE
(no label)	44.47% 205	15.40% 71	38.61% 178	1.52% 7	461	1.97

Q7 How easy or difficult is it to apply for permits, variances, rezoning, or other approvals related to land development in Mandan?

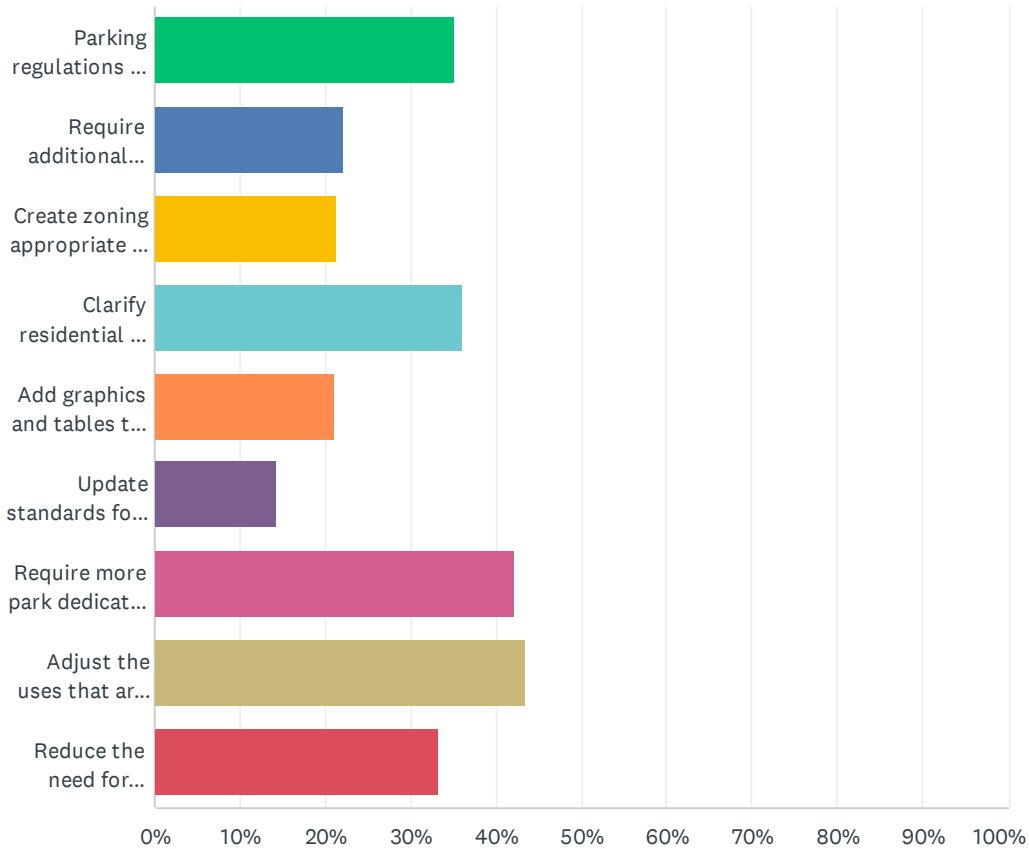
Answered: 459 Skipped: 126



	NEVER APPLIED FOR A PERMIT OR LAND USE APPROVAL	VERY DIFFICULT	AS I WOULD EXPECT	VERY EASY	TOTAL	WEIGHTED AVERAGE
(no label)	53.38% 245	8.06% 37	34.42% 158	4.14% 19	459	1.89

Q8 So far, the main issues/areas of focus identified for the zoning rewrite include the following. Which three are the most important to you?

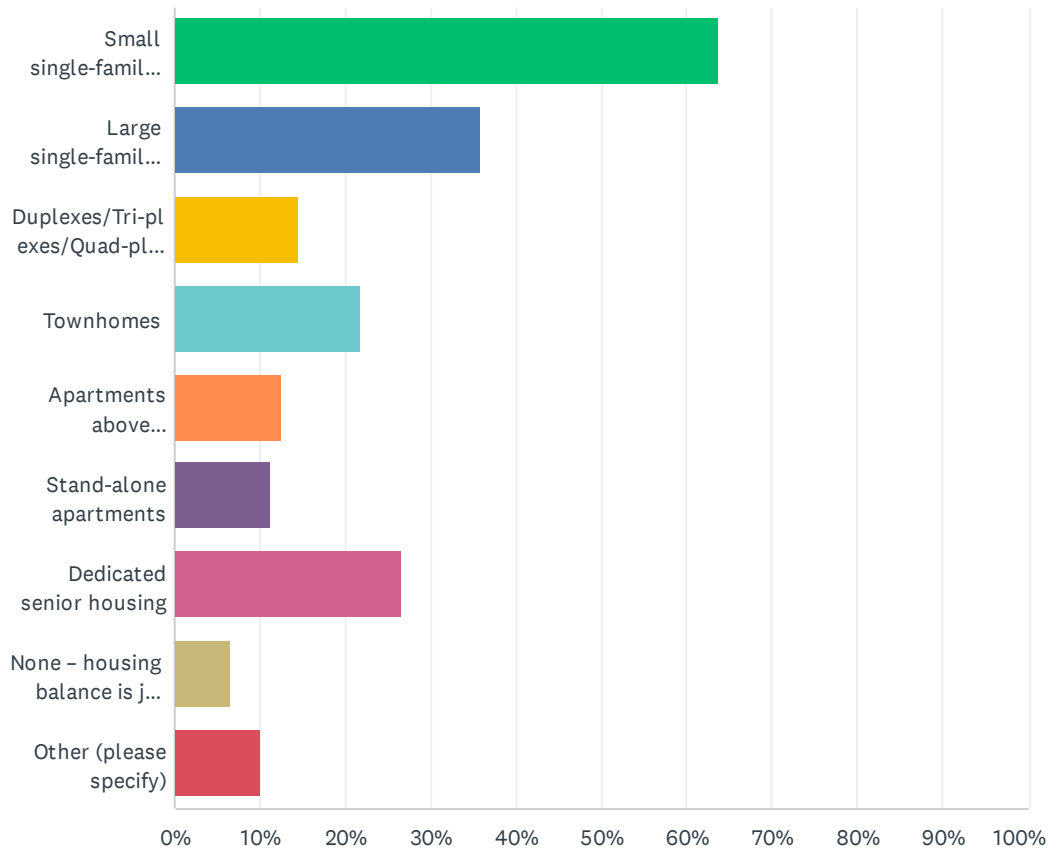
Answered: 462 Skipped: 123



ANSWER CHOICES	RESPONSES	
Parking regulations – update requirements to reflect current local needs	35.28%	163
Require additional landscaping	22.08%	102
Create zoning appropriate for rural residential areas	21.43%	99
Clarify residential and commercial uses intended for areas surrounding the downtown Mandan business district	35.93%	166
Add graphics and tables to the ordinances to make them easier to navigate and interpret	21.21%	98
Update standards for shop condos	14.29%	66
Require more park dedication (land) with development of new subdivisions	42.21%	195
Adjust the uses that are permitted in Mandan to include those that are more modern	43.51%	201
Reduce the need for board/commission approval of certain land uses by allowing staff-only reviews in some cases	33.33%	154
Total Respondents: 462		

Q9 Mandan's population is expected to grow by 3.3% (815 people) by 2027. Given Mandan's natural and topographic surroundings, more housing will be needed in the city to accommodate the population over time. Are there housing types that you think the city needs more of?

Answered: 408 Skipped: 177

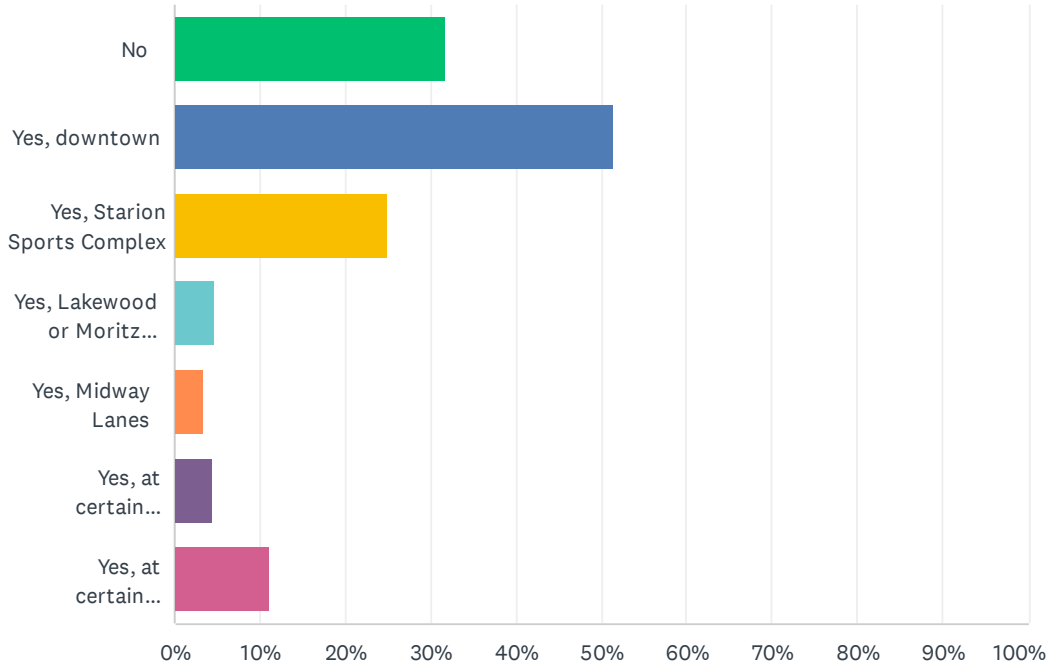


Mandan Community Survey Zoning

ANSWER CHOICES	RESPONSES	
Small single-family (starter) homes	63.73%	260
Large single-family (move-up) homes	35.78%	146
Duplexes/Tri-plexes/Quad-plexes	14.46%	59
Townhomes	21.81%	89
Apartments above commercial businesses	12.50%	51
Stand-alone apartments	11.27%	46
Dedicated senior housing	26.72%	109
None – housing balance is just right	6.62%	27
Other (please specify)	10.05%	41
Total Respondents: 408		

Q10 Sometimes not having enough parking for auto-oriented land uses can be bad for business. Do you ever have trouble finding parking in the city? If so, where?

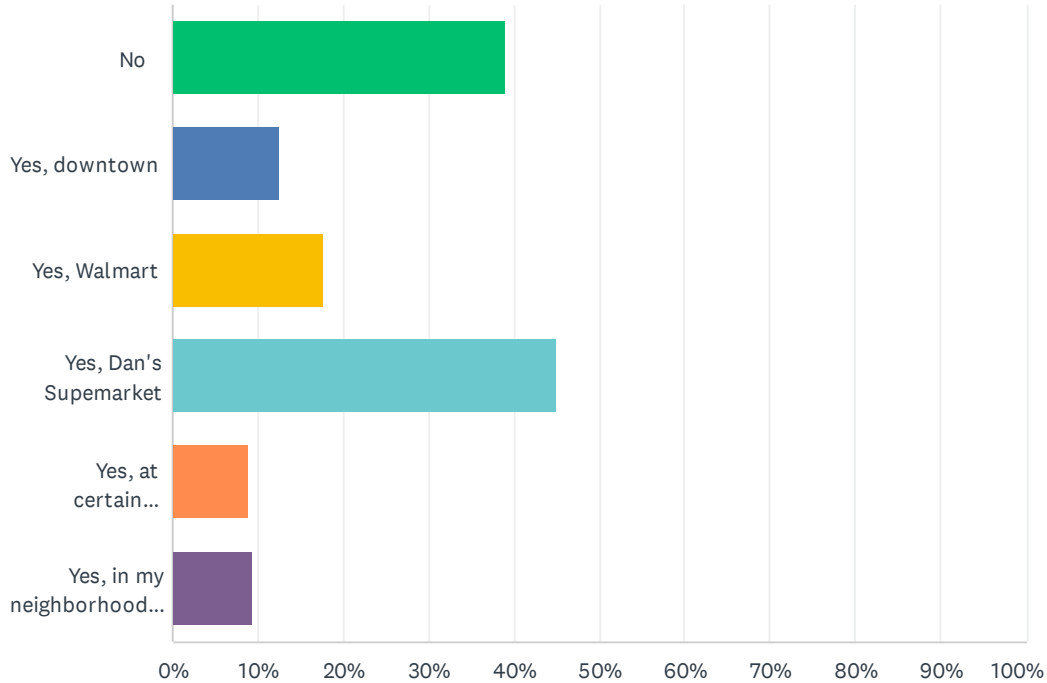
Answered: 406 Skipped: 179



ANSWER CHOICES	RESPONSES	
No	31.77%	129
Yes, downtown	51.48%	209
Yes, Starion Sports Complex	24.88%	101
Yes, Lakewood or Moritz Marinas	4.68%	19
Yes, Midway Lanes	3.45%	14
Yes, at certain neighborhoods (please specify)	4.43%	18
Yes, at certain businesses (please specify)	11.08%	45
Total Respondents: 406		

Q11 Sometimes properties with too much parking can limit opportunities for additional businesses to be offered in the community. Are there areas with big parking lots that are often empty? If so, where?

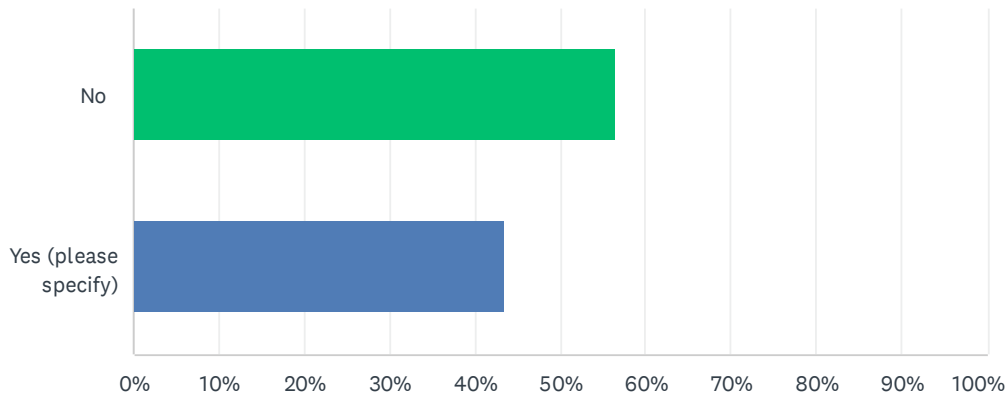
Answered: 382 Skipped: 203



ANSWER CHOICES	RESPONSES	
No	39.01%	149
Yes, downtown	12.57%	48
Yes, Walmart	17.80%	68
Yes, Dan's Supermarket	45.03%	172
Yes, at certain businesses (please specify)	8.90%	34
Yes, in my neighborhood (please specify)	9.42%	36
Total Respondents: 382		

Q12 Preliminary findings have identified landscaping as an area for improvement in the City. Some sites have already made improvements, such as the Runnings parking lot shown below. Are there businesses, neighborhoods, or street corridors in the city that need more landscaping? If so, where?

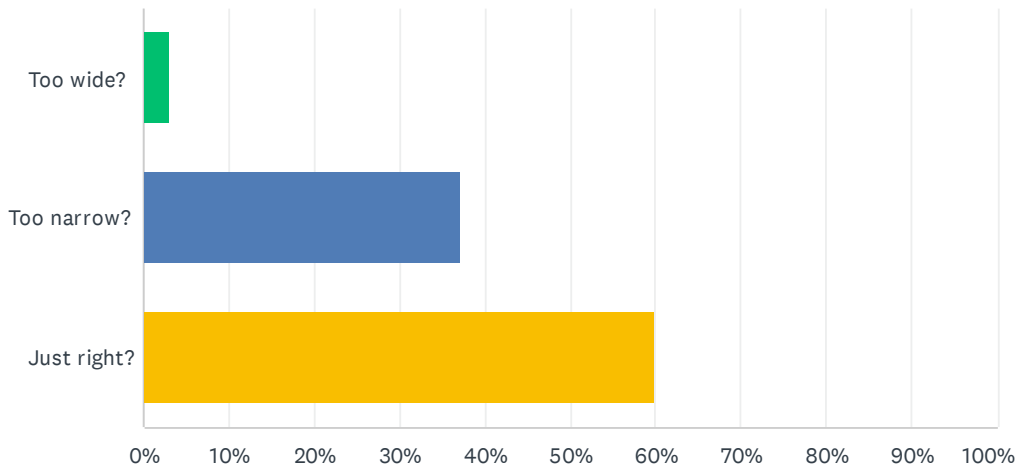
Answered: 377 Skipped: 208



ANSWER CHOICES	RESPONSES
No	56.50% 213
Yes (please specify)	43.50% 164
TOTAL	377

Q13 Street width impacts driving speed and safety for both drivers and pedestrians. For example, the graphic below shows that as your speed increases, your field of vision decreases. Street widths also impact the look and feel of an area. Thinking about your neighborhood, or the places you visit most often, are the roads:

Answered: 405 Skipped: 180



ANSWER CHOICES		RESPONSES	
Too wide?		2.96%	12
Too narrow?		37.04%	150
Just right?		60.00%	243
TOTAL			405

Q14 What is your favorite place in Mandan? Why?(we want to know the best places in the city so that we can make sure the zoning allows for that type and design of development in the future)

Answered: 291 Skipped: 294

Q15 Do you have a favorite neighborhood in a different city that you wish was in Mandan?

Answered: 216 Skipped: 369

Q16 What are some suggestions or recommendations you have for improving the zoning ordinance, development requirements, procedures, and processes for land development?

Answered: 209 Skipped: 376