











**Downtown Parking Study**



**Part Thirteen Appendix**

# Mandan Business Operator Survey - Part 1

1. Business Name		Response Count
		30
<i>answered question</i>		<b>30</b>
<i>skipped question</i>		<b>1</b>

2. Business Address		Response Count
		31
<i>answered question</i>		<b>31</b>
<i>skipped question</i>		<b>0</b>

3. Type of business			Response Percent	Response Count
Office			12.9%	4
Restaurant			3.2%	1
Financial			6.5%	2
<b>Service</b>			<b>32.3%</b>	<b>10</b>
Retail			25.8%	8
Medical			9.7%	3
Government			6.5%	2
Other			6.5%	2
			Other (please specify)	2
<i>answered question</i>				<b>31</b>
<i>skipped question</i>				<b>0</b>

4. Is your building leased or owned?			Response Percent	Response Count
Leased			48.4%	15
Owned			51.6%	16
Other (please specify)				0
			<b>answered question</b>	<b>31</b>
			<b>skipped question</b>	<b>0</b>

5. How many parking stalls?								
Number of stalls (please select all that apply)								
	1	2	3	4	5	6	7	
Owned with building?	0.0% (0)	10.0% (1)	10.0% (1)	0.0% (0)	0.0% (0)	10.0% (1)	10.0% (1)	
Owned nearby?	0.0% (0)	0.0% (0)	0.0% (0)	0.0% (0)	0.0% (0)	<b>33.3% (1)</b>	0.0% (0)	
Leased with building?	0.0% (0)	<b>57.1% (4)</b>	0.0% (0)	0.0% (0)	0.0% (0)	0.0% (0)	0.0% (0)	
Leased nearby?	0.0% (0)	<b>33.3% (1)</b>	<b>33.3% (1)</b>	0.0% (0)	0.0% (0)	0.0% (0)	0.0% (0)	

6. Of your owned or leased parking stalls, how many are for customers/employees/other?

Number of stalls (please select all that apply)

	1	2	3	4	5	6	7
Customers?	9.1% (1)	<b>45.5%</b> <b>(5)</b>	0.0% (0)	0.0% (0)	0.0% (0)	27.3% (3)	0.0% (0)
Employees?	0.0% (0)	<b>21.4%</b> <b>(3)</b>	7.1% (1)	0.0% (0)	14.3% (2)	<b>21.4%</b> <b>(3)</b>	14.3% (2)
Management?	<b>25.0%</b> <b>(1)</b>	<b>25.0%</b> <b>(1)</b>	0.0% (0)	<b>25.0%</b> <b>(1)</b>	0.0% (0)	<b>25.0%</b> <b>(1)</b>	0.0% (0)
Other?	0.0% (0)	0.0% (0)	0.0% (0)	0.0% (0)	0.0% (0)	0.0% (0)	0.0% (0)

## 7. Business Hours - Summer

### Open

	6:00 am	7:00 am	8:00 am	9:00 am	10:00 am	11:00 am	12:00 noon	1:00 pm	2:00 pm
Monday	3.6% (1)	10.7% (3)	<b>60.7%</b> <b>(17)</b>	14.3% (4)	0.0% (0)	3.6% (1)	3.6% (1)	3.6% (1)	0.0% (0)
Tuesday	3.6% (1)	10.7% (3)	<b>64.3%</b> <b>(18)</b>	14.3% (4)	0.0% (0)	3.6% (1)	0.0% (0)	3.6% (1)	0.0% (0)
Wednesday	3.6% (1)	10.7% (3)	<b>67.9%</b> <b>(19)</b>	10.7% (3)	0.0% (0)	3.6% (1)	0.0% (0)	3.6% (1)	0.0% (0)
Thursday	3.6% (1)	10.7% (3)	<b>67.9%</b> <b>(19)</b>	10.7% (3)	0.0% (0)	3.6% (1)	0.0% (0)	3.6% (1)	0.0% (0)
Friday	3.7% (1)	11.1% (3)	<b>70.4%</b> <b>(19)</b>	11.1% (3)	0.0% (0)	3.7% (1)	0.0% (0)	0.0% (0)	0.0% (0)
Saturday	0.0% (0)	16.7% (2)	<b>41.7%</b> <b>(5)</b>	25.0% (3)	0.0% (0)	8.3% (1)	0.0% (0)	0.0% (0)	0.0% (0)
Sunday	0.0% (0)	0.0% (0)	<b>33.3%</b> <b>(1)</b>	<b>33.3%</b> <b>(1)</b>	0.0% (0)	0.0% (0)	<b>33.3%</b> <b>(1)</b>	0.0% (0)	0.0% (0)

### Close

	6:00 am	7:00 am	8:00 am	9:00 am	10:00 am	11:00 am	12:00 noon	1:00 pm	2:00 pm
Monday	0.0% (0)	0.0% (0)	0.0% (0)	0.0% (0)	0.0% (0)	0.0% (0)	0.0% (0)	0.0% (0)	0.0% (0)
Tuesday	0.0% (0)	0.0% (0)	0.0% (0)	0.0% (0)	0.0% (0)	0.0% (0)	0.0% (0)	0.0% (0)	0.0% (0)
Wednesday	0.0% (0)	0.0% (0)	0.0% (0)	0.0% (0)	0.0% (0)	0.0% (0)	0.0% (0)	0.0% (0)	0.0% (0)
Thursday	0.0% (0)	0.0% (0)	0.0% (0)	0.0% (0)	0.0% (0)	0.0% (0)	0.0% (0)	0.0% (0)	0.0% (0)
Friday	0.0% (0)	0.0% (0)	0.0% (0)	0.0% (0)	0.0% (0)	0.0% (0)	3.7% (1)	0.0% (0)	0.0% (0)
Saturday	0.0% (0)	0.0% (0)	0.0% (0)	0.0% (0)	0.0% (0)	0.0% (0)	<b>25.0%</b> <b>(3)</b>	16.7% (2)	0.0% (0)
Sunday	0.0% (0)	0.0% (0)	0.0% (0)	0.0% (0)	0.0% (0)	0.0% (0)	0.0% (0)	<b>33.3%</b> <b>(1)</b>	0.0% (0)


**8. Business Hours - Winter (if different)**



<b>Open</b>									
	<b>6:00 am</b>	<b>7:00 am</b>	<b>8:00 am</b>	<b>9:00 am</b>	<b>10:00 am</b>	<b>11:00 am</b>	<b>12:00 noon</b>	<b>1:00 pm</b>	<b>2:00 pm</b>
Monday	0.0% (0)	0.0% (0)	<b>100.0% (1)</b>	0.0% (0)	0.0% (0)	0.0% (0)	0.0% (0)	0.0% (0)	0.0% (0)
Tuesday	0.0% (0)	0.0% (0)	<b>100.0% (1)</b>	0.0% (0)	0.0% (0)	0.0% (0)	0.0% (0)	0.0% (0)	0.0% (0)
Wednesday	0.0% (0)	0.0% (0)	<b>100.0% (1)</b>	0.0% (0)	0.0% (0)	0.0% (0)	0.0% (0)	0.0% (0)	0.0% (0)
Thursday	0.0% (0)	0.0% (0)	<b>100.0% (1)</b>	0.0% (0)	0.0% (0)	0.0% (0)	0.0% (0)	0.0% (0)	0.0% (0)
Friday	0.0% (0)	0.0% (0)	<b>100.0% (1)</b>	0.0% (0)	0.0% (0)	0.0% (0)	0.0% (0)	0.0% (0)	0.0% (0)
Saturday	0.0% (0)	0.0% (0)	<b>100.0% (1)</b>	0.0% (0)	0.0% (0)	0.0% (0)	0.0% (0)	0.0% (0)	0.0% (0)
Sunday	0.0% (0)	0.0% (0)	0.0% (0)	0.0% (0)	0.0% (0)	0.0% (0)	0.0% (0)	0.0% (0)	0.0% (0)
<b>Close</b>									
	<b>6:00 am</b>	<b>7:00 am</b>	<b>8:00 am</b>	<b>9:00 am</b>	<b>10:00 am</b>	<b>11:00 am</b>	<b>12:00 noon</b>	<b>1:00 pm</b>	<b>2:00 pm</b>
Monday	0.0% (0)	0.0% (0)	0.0% (0)	0.0% (0)	0.0% (0)	0.0% (0)	0.0% (0)	0.0% (0)	0.0% (0)
Tuesday	0.0% (0)	0.0% (0)	0.0% (0)	0.0% (0)	0.0% (0)	0.0% (0)	0.0% (0)	0.0% (0)	0.0% (0)
Wednesday	0.0% (0)	0.0% (0)	0.0% (0)	0.0% (0)	0.0% (0)	0.0% (0)	0.0% (0)	0.0% (0)	0.0% (0)
Thursday	0.0% (0)	0.0% (0)	0.0% (0)	0.0% (0)	0.0% (0)	0.0% (0)	0.0% (0)	0.0% (0)	0.0% (0)
Friday	0.0% (0)	0.0% (0)	0.0% (0)	0.0% (0)	0.0% (0)	0.0% (0)	0.0% (0)	0.0% (0)	0.0% (0)
Saturday	0.0% (0)	0.0% (0)	0.0% (0)	0.0% (0)	0.0% (0)	0.0% (0)	0.0% (0)	0.0% (0)	0.0% (0)

Sunday	0.0% (0)	0.0% (0)	0.0% (0)	0.0% (0)	0.0% (0)	0.0% (0)	0.0% (0)	0.0% (0)	0.0% (0)	0.0% (0)

9. Primary sales or office space in square feet?		Response Count
		22
	<i>answered question</i>	<b>22</b>
	<i>skipped question</i>	<b>9</b>

10. Storage space in square feet?		Response Count
		17
	<i>answered question</i>	<b>17</b>
	<i>skipped question</i>	<b>14</b>

11. Total space in square feet?		Response Count
		31
	<i>answered question</i>	<b>31</b>
	<i>skipped question</i>	<b>0</b>

12. Do you have a policy that encourages/requires employees to reserve the most desirable parking for customers?				
			Response Percent	Response Count
Yes			66.7%	20
No			33.3%	10
If so, please tell us about it. Do your employees adhere to the policy?				16
<b>answered question</b>				<b>30</b>
<b>skipped question</b>				<b>1</b>

13. How many employees do you have?								
Full Time (over 30 hours)								
	0	1	2	3	4	5	6	7
Number of employees?	6.5% (2)	<b>19.4%</b> <b>(6)</b>	16.1% (5)	9.7% (3)	6.5% (2)	6.5% (2)	0.0% (0)	6.5% (2)
Part Time (under 30 hours)								
	0	1	2	3	4	5	6	7
Number of employees?	<b>48.4%</b> <b>(15)</b>	22.6% (7)	6.5% (2)	12.9% (4)	0.0% (0)	0.0% (0)	3.2% (1)	3.2% (1)



**14. How many customers do you typically have in a day?**

**Daytime (until 6 pm)**

	0	1	2	3	4	5	6	7
Summer	3.2% (1)	3.2% (1)	6.5% (2)	0.0% (0)	3.2% (1)	6.5% (2)	3.2% (1)	3.2% (1)
Winter	3.2% (1)	3.2% (1)	6.5% (2)	0.0% (0)	3.2% (1)	3.2% (1)	3.2% (1)	3.2% (1)

**Evening (after 6 pm)**

	0	1	2	3	4	5	6	7
Summer	<b>77.4%</b> <b>(24)</b>	0.0% (0)	0.0% (0)	3.2% (1)	0.0% (0)	0.0% (0)	3.2% (1)	0.0% (0)
Winter	<b>71.0%</b> <b>(22)</b>	0.0% (0)	6.5% (2)	0.0% (0)	0.0% (0)	0.0% (0)	3.2% (1)	0.0% (0)

**15. In your estimation, what percentage of your customers or visitors are people already downtown for another purpose?**

**Percent**

	0%	10%	20%	30%	40%	50%	60%	
Choose the best answer.	<b>35.5%</b> <b>(11)</b>	19.4% (6)	19.4% (6)	16.1% (5)	3.2% (1)	6.5% (2)	0.0% (0)	0.

## Mandan Business Operator Survey - Part 2

1. Business Name		Response Count
		23
	<i>answered question</i>	23
	<i>skipped question</i>	1

2. Business Address		Response Count
		24
	<i>answered question</i>	24
	<i>skipped question</i>	0

3. There are an adequate number of parking spaces for downtown customers/visitors.										
	Strongly Disagree 1	2	3	4	Neutral 5	6	7	8	Strongly Agree 9	Rating Average
Do you agree?	25.0% (6)	16.7% (4)	4.2% (1)	0.0% (0)	16.7% (4)	4.2% (1)	8.3% (2)	12.5% (3)	12.5% (3)	4.50
	<i>answered question</i>									
	<i>skipped question</i>									

4. The customer parking downtown is reasonably close to my place of business.										
	Strongly Disagree 1	2	3	4	Neutral 5	6	7	8	Strongly Agree 9	Rating Average
Do you agree?	8.7% (2)	4.3% (1)	4.3% (1)	4.3% (1)	17.4% (4)	8.7% (2)	13.0% (3)	8.7% (2)	30.4% (7)	6.22
	<i>answered question</i>									
	<i>skipped question</i>									

5. I believe that on-street meters should be allowed by the ND Legislator to help improve turnover of vehicles.

	Strongly Disagree 1	2	3	4	Neutral 5	6	7	8	Strongly Agree 9	Rating Average
Do you agree?	58.3% (14)	16.7% (4)	0.0% (0)	0.0% (0)	12.5% (3)	0.0% (0)	0.0% (0)	0.0% (0)	12.5% (3)	2.67
	<i>answered question</i>									
	<i>skipped question</i>									

6. The fine for overtime parking should be?

Fine amount						
	<\$5	\$10	\$15	\$20	\$25	\$30
Per ticket -	70.6% (12)	17.6% (3)	0.0% (0)	11.8% (2)	0.0% (0)	0.0% (0)
	<i>answe</i>					
	<i>skip</i>					

7. How far would your employees be willing to walk to parking?

In feet								
	0	100	200	300	400	500	600	700
Walking Distance -	0.0% (0)	58.8% (10)	11.8% (2)	23.5% (4)	5.9% (1)	0.0% (0)	0.0% (0)	0.0%
	<i>answe</i>							
	<i>skip</i>							

8. Are there certain days or times of the week or year that parking is better or worse? Please explain -

	Response Count
	22
<i>answered question</i>	22
<i>skipped question</i>	2



9. If you experience a lack of parking, what factors do you feel attribute to the circumstance? -		
		Response Count
		17
	<i>answered question</i>	17
	<i>skipped question</i>	7

10. What else can be done to help the parking situation in downtown Mandan? -		
		Response Count
		12
	<i>answered question</i>	12
	<i>skipped question</i>	12

11. Please feel free to make additional comments regarding parking -		
		Response Count
		7
	<i>answered question</i>	7
	<i>skipped question</i>	17






# Mandan Employee Survey




1. Work Address		
		Response Count
		107
		<i>answered question</i> 107
		<i>skipped question</i> 0



2. Employment Status			
		Response Percent	Response Count
Full-time (more than 30 hours per week)		93.5%	100
Part-time (less than 30 hours per week)		6.5%	7
		<i>answered question</i>	107
		<i>skipped question</i>	0





3. Employment Classification			Response Percent	Response Count
Office			35.5%	38
Service			10.3%	11
Restaurant			0.9%	1
Retail			4.7%	5
Financial			6.5%	7
Medical			7.5%	8
<b>Government</b>			<b>36.4%</b>	<b>39</b>
Other			4.7%	5
			Other (please specify)	5
			<b>answered question</b>	<b>107</b>
			<b>skipped question</b>	<b>0</b>

4. How do you generally come to work downtown?			Response Percent	Response Count
<b>Drive and park</b>			<b>98.1%</b>	<b>105</b>
Ride with friend or relative			0.0%	0
Bus			0.0%	0
Ride bicycle			0.0%	0
Dropped off			0.0%	0
Walk			4.7%	5
			Other (please specify)	2
			<b>answered question</b>	<b>107</b>
			<b>skipped question</b>	<b>0</b>

5. If you drive when you come downtown to work where do you usually park?			Response Percent	Response Count
Public Lot			19.6%	21
Privately Owned Lot			30.8%	33
<b>On-Street</b>			<b>46.7%</b>	<b>50</b>
Residential Area On-Street			2.8%	3
Other			9.3%	10
			<i>answered question</i>	<b>107</b>
			<i>skipped question</i>	<b>0</b>

6. Does your employer provide you with a parking stall downtown?			Response Percent	Response Count
Yes, but I pay a fee.			4.7%	5
Yes, its free to me.			34.9%	37
<b>No</b>			<b>61.3%</b>	<b>65</b>
			<i>answered question</i>	<b>106</b>
			<i>skipped question</i>	<b>1</b>

7. Does your employer have a policy regarding where you park?			Response Percent	Response Count
Yes			35.2%	37
<b>No</b>			<b>64.8%</b>	<b>68</b>
			<i>answered question</i>	<b>105</b>
			<i>skipped question</i>	<b>2</b>

8. How far do you generally walk from your parking location to your workplace?			
		Response Percent	Response Count
50 feet or less		50.5%	54
more than 50 feet, less than one block		36.4%	39
1 - 2 blocks		14.0%	15
more than 2 blocks		0.9%	1
<b>answered question</b>			<b>107</b>
<b>skipped question</b>			<b>0</b>

9. There are an adequate number of parking spaces for downtown employees.										
	Strongly Disagree 1	2	3	4	Neutral 5	6	7	8	Strongly Agree 9	Rating Average
Do you agree?	27.2% (28)	19.4% (20)	11.7% (12)	9.7% (10)	13.6% (14)	2.9% (3)	2.9% (3)	4.9% (5)	7.8% (8)	3.54
<b>answered question</b>										
<b>skipped question</b>										

10. There are an adequate number of parking spaces for downtown customers/visitors.										
	Strongly Disagree 1	2	3	4	Neutral 5	6	7	8	Strongly Agree 9	Rating Average
Do you agree?	23.8% (25)	11.4% (12)	17.1% (18)	11.4% (12)	13.3% (14)	3.8% (4)	5.7% (6)	6.7% (7)	6.7% (7)	3.8
<b>answered question</b>										
<b>skipped question</b>										









11. The parking downtown is reasonably close to my work place.										
	Strongly Disagree 1	2	3	4	Neutral 5	6	7	8	Strongly Agree 9	Rating Average
Do you agree?	0.0% (0)	3.8% (4)	3.8% (4)	7.7% (8)	<b>23.1% (24)</b>	18.3% (19)	15.4% (16)	10.6% (11)	17.3% (18)	6.2
	<i>answered question</i>									
	<i>skipped question</i>									



12. The fine for overtime parking should be?							
Fine Amount							
	<\$5	\$10	\$15	\$20	\$25	\$30	
Per ticket -	<b>57.6% (49)</b>	27.1% (23)	2.4% (2)	5.9% (5)	5.9% (5)	0.0% (0)	
	<i>answered question</i>						
	<i>skipped question</i>						

13. How many of the downtown shops or services do you typically visit a week while in the downtown for work?						
Number of Shops						
	1	2	3	4	5	>5
Pick the best answer -	24.7% (24)	<b>25.8% (25)</b>	22.7% (22)	11.3% (11)	11.3% (11)	4.1% (4)
	<i>answered question</i>					
	<i>skipped question</i>					

14. Please feel free to make additional comments regarding parking -		Response Count
		27
	<i>answered question</i>	27
	<i>skipped question</i>	80





# Mandan Parking User Survey

1. I am a (check all that apply):			Response Percent	Response Count
City of Mandan Resident (urban)			77.1%	121
City of Mandan Resident (rural)			12.1%	19
Business Owner			6.4%	10
Employee of the downtown			14.0%	22
Out-of-Town Visitor			5.1%	8
Other			5.1%	8
			<i>answered question</i>	<b>157</b>
			<i>skipped question</i>	<b>0</b>

2. If you checked "resident" do you reside in the downtown?			Response Percent	Response Count
Yes			5.8%	8
No			94.2%	130
			<i>answered question</i>	<b>138</b>
			<i>skipped question</i>	<b>19</b>

3. My visits to the downtown occur mainly during (Please rank the following 1 - 4, with 1 being most often)						
	One	Two	Three	Four	Rating Average	Response Count
Monday - Thursday daytime (6am - 5pm)	<b>45.5% (55)</b>	17.4% (21)	11.6% (14)	25.6% (31)	2.17	121
Monday - Thursday evening (after 5pm)	17.4% (19)	33.0% (36)	<b>39.4% (43)</b>	10.1% (11)	2.42	109
Friday - Sunday daytime (6am - 5pm)	28.2% (33)	<b>40.2% (47)</b>	22.2% (26)	9.4% (11)	2.13	117
Friday - Sunday evenings (after 5pm)	14.4% (16)	11.7% (13)	22.5% (25)	<b>51.4% (57)</b>	3.11	111
	<i>answered question</i>					<b>156</b>
	<i>skipped question</i>					<b>1</b>

4. What is the primary reason for most of your visits to downtown? (please rank the following 1 thru 4, with 1 being most often)						
	One	Two	Three	Four	Rating Average	Response Count
Dining	17.9% (15)	27.4% (23)	26.2% (22)	<b>28.6% (24)</b>	2.65	84
Shopping	<b>46.8% (51)</b>	29.4% (32)	16.5% (18)	7.3% (8)	1.84	109
Medical appointment	16.0% (4)	24.0% (6)	28.0% (7)	<b>32.0% (8)</b>	2.76	25
Services	21.0% (13)	<b>32.3% (20)</b>	22.6% (14)	24.2% (15)	2.50	62
Access to public transportation	25.0% (1)	0.0% (0)	0.0% (0)	<b>75.0% (3)</b>	3.25	4
Special events	11.6% (5)	16.3% (7)	<b>48.8% (21)</b>	23.3% (10)	2.84	43
Recreation or exercise	16.7% (4)	<b>29.2% (7)</b>	25.0% (6)	<b>29.2% (7)</b>	2.67	24
Work	<b>72.7% (32)</b>	6.8% (3)	6.8% (3)	13.6% (6)	1.61	44
Entertainment	25.6% (11)	23.3% (10)	<b>27.9% (12)</b>	23.3% (10)	2.49	43
Other	3.8% (1)	23.1% (6)	19.2% (5)	<b>53.8% (14)</b>	3.23	26
	<i>answered question</i>					<b>156</b>
	<i>skipped question</i>					<b>1</b>

5. How long do you generally stay in the downtown?			Response Percent	Response Count
Less than 1 hour			34.0%	53
<b>1-2 hours</b>			<b>38.5%</b>	<b>60</b>
2-3 hours			9.6%	15
4 or more hours			17.9%	28
			<i>answered question</i>	<b>156</b>
			<i>skipped question</i>	<b>1</b>

6. It is easy to locate a street parking space downtown.							
	strongly disagree	disagree	neither agree or disagree	agree	strongly agree	Rating Average	Response Count
Choose one	12.3% (19)	<b>32.9% (51)</b>	18.1% (28)	28.4% (44)	8.4% (13)	2.88	155
						<i>answered question</i>	<b>155</b>
						<i>skipped question</i>	<b>2</b>

7. It is easy to locate a parking space in a lot downtown.							
	strongly disagree	disagree	neither agree or disagree	agree	strongly agree	Rating Average	Response Count
Choose one	8.4% (13)	24.5% (38)	<b>31.6% (49)</b>	29.0% (45)	6.5% (10)	3.01	155
						<i>answered question</i>	<b>155</b>
						<i>skipped question</i>	<b>2</b>

8. Parking signage (directional, length of stay, etc.) is easy to follow and understand.							
	strongly disagree	disagree	neither agree or disagree	agree	strongly agree	Rating Average	Response Count
Choose one	3.9% (6)	15.5% (24)	24.5% (38)	<b>50.3% (78)</b>	5.8% (9)	3.39	155
	<i>answered question</i>						<b>155</b>
	<i>skipped question</i>						<b>2</b>

9. The street parking time restrictions generally give me enough time to complete my trip.							
	strongly disagree	disagree	neither agree or disagree	agree	strongly agree	Rating Average	Response Count
Choose one	6.5% (10)	9.7% (15)	19.5% (30)	<b>55.8% (86)</b>	8.4% (13)	3.50	154
	<i>answered question</i>						<b>154</b>
	<i>skipped question</i>						<b>3</b>

10. The parking lot time restrictions generally give me enough time to complete my trip.							
	strongly disagree	disagree	neither agree or disagree	agree	strongly agree	Rating Average	Response Count
Choose one	5.2% (8)	8.4% (13)	33.1% (51)	<b>45.5% (70)</b>	7.8% (12)	3.42	154
	<i>answered question</i>						<b>154</b>
	<i>skipped question</i>						<b>3</b>

11. Name of the city/town where you reside if not in Mandan?							
							Response Count
							23
	<i>answered question</i>						<b>23</b>
	<i>skipped question</i>						<b>134</b>

12. Please feel free to make any additional comments regarding parking below.

		Response Count
		46
	<i>answered question</i>	46
	<i>skipped question</i>	111